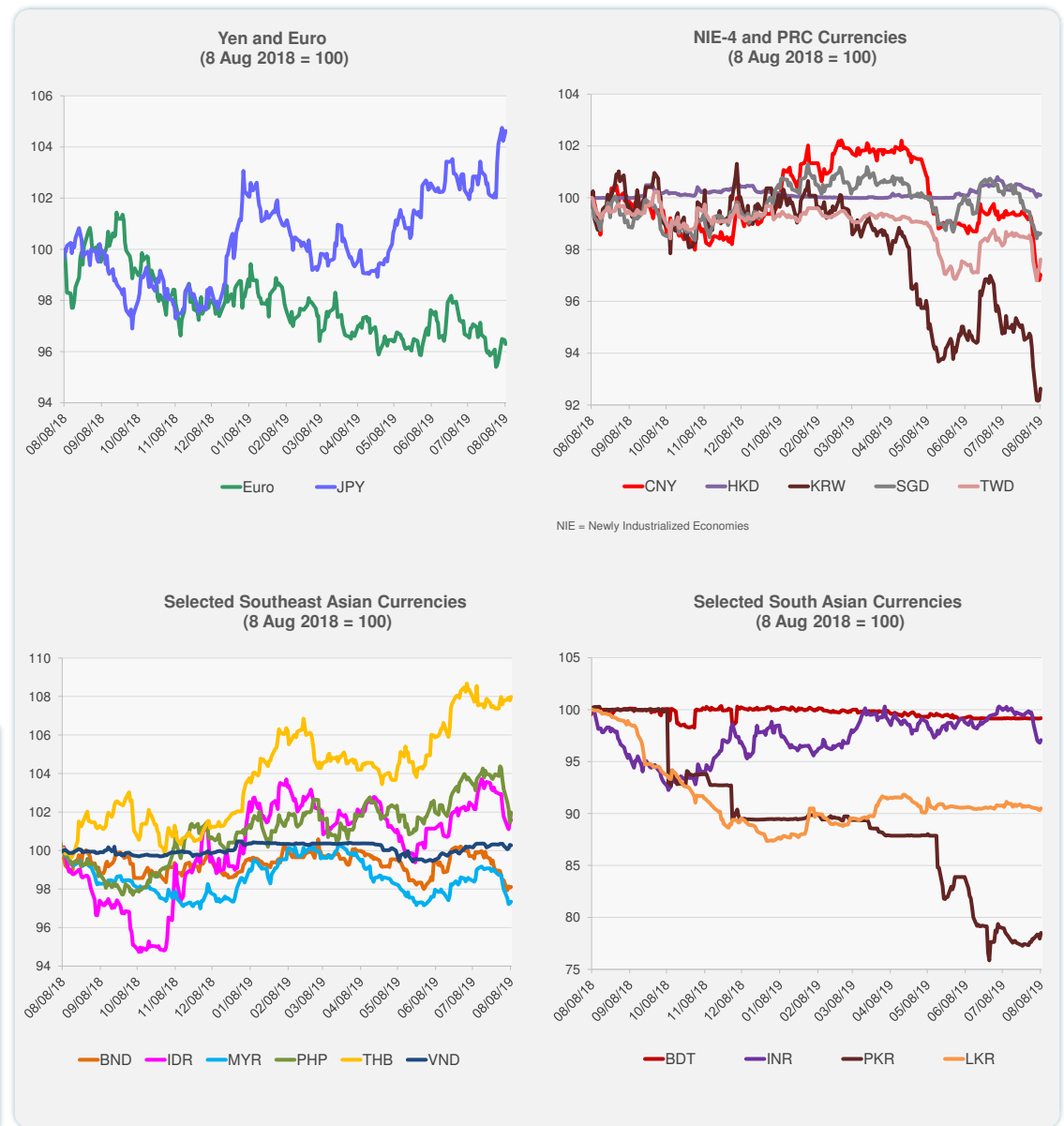
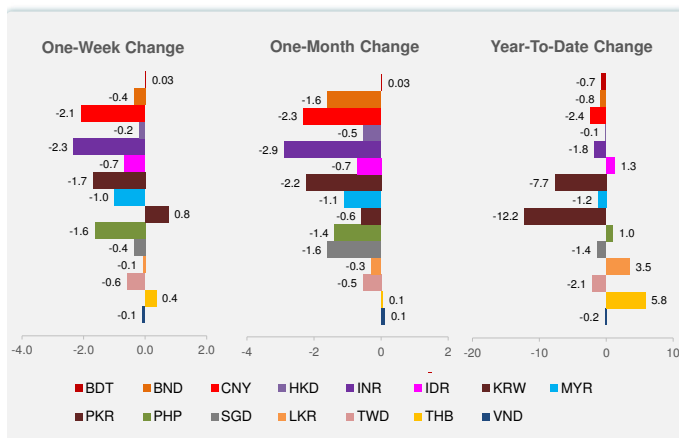


	Latest Closing	% change from Previous Day	% change from 01-Jan-19
Euro	0.89	-0.17	-2.49
Japanese yen (JPY)	106.07	0.19	3.46
Bangladeshi taka (BDT)	84.50	0.03	-0.74
Brunei dollar (BND)	1.38	0.04	-0.82
Chinese yuan (CNY)	7.05	0.21	-2.36
Hong Kong dollar (HKD)	7.84	-0.01	-0.12
Indian rupee (INR)	70.70	0.27	-1.79
Indonesian rupiah (IDR)	14,210.00	0.11	1.27
Korean won (KRW)	1,209.00	0.48	-7.70
Malaysian ringgit (MYR)	4.19	0.08	-1.24
Pakistan rupee (PKR)	158.23	0.72	-12.24
Philippine peso (PHP)	52.05	0.52	1.02
Singapore dollar (SGD)	1.38	0.04	-1.36
Sri Lanka rupee (LKR)	176.63	0.19	3.52
Taipei,China NT dollar (TWD)	31.36	0.38	-2.07
Thai baht (THB)	30.76	0.18	5.83
Vietnamese dong (VND)	23,221.00	-0.02	-0.20

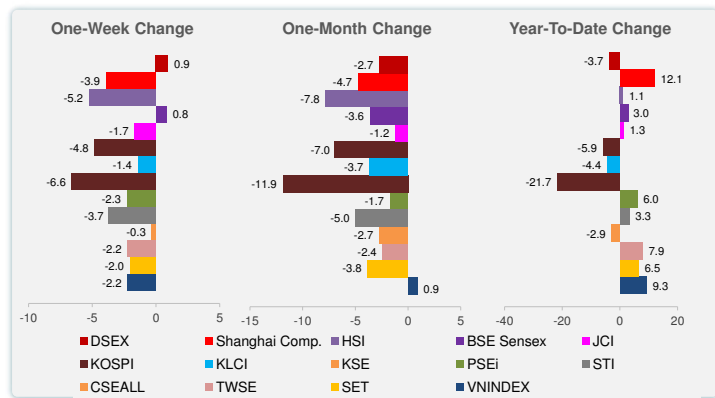
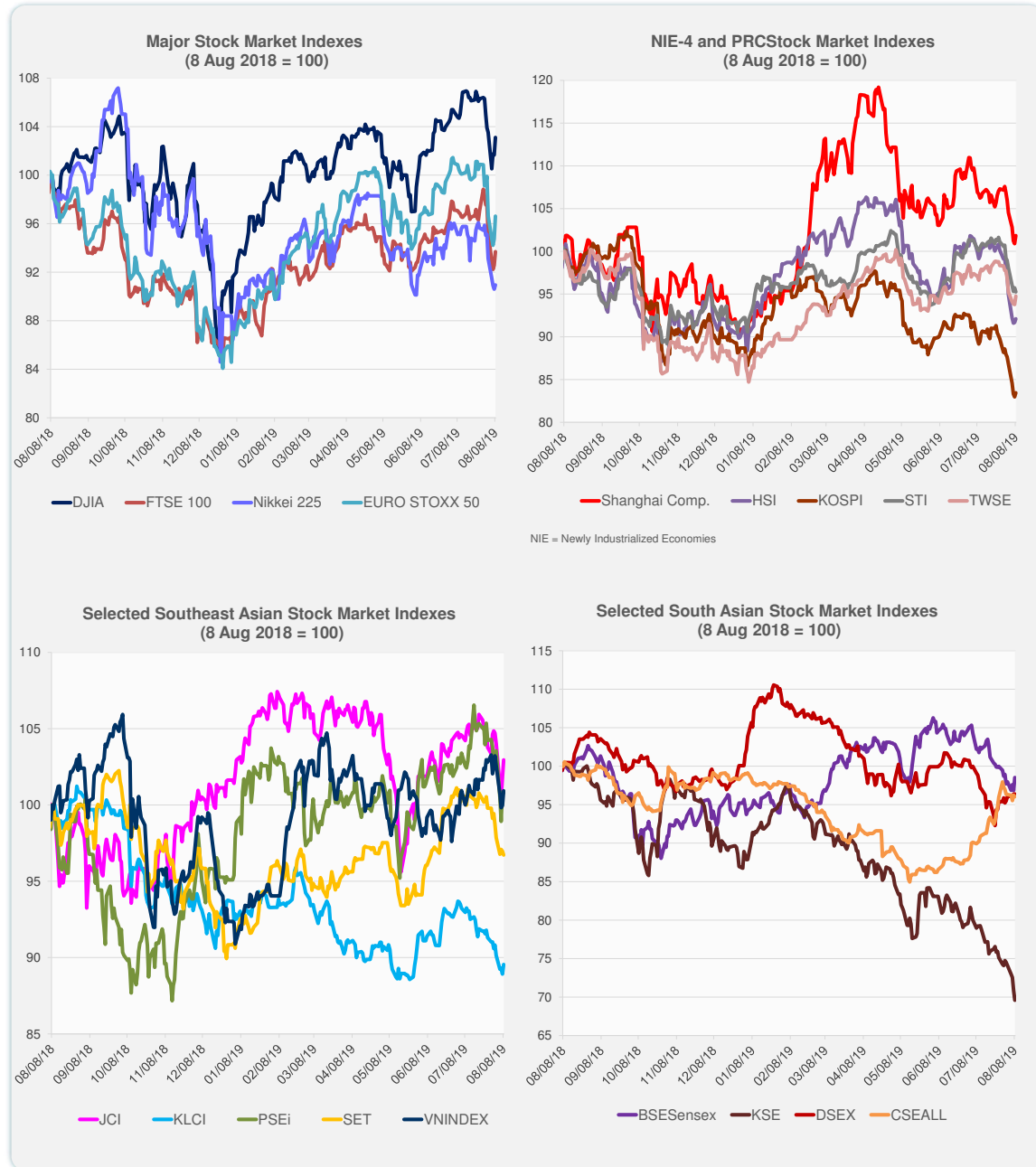


Note: Negative/Decreasing values indicate depreciation of local currency, and positive/increasing values indicate appreciation.
Source: Bloomberg.



Source: Bloomberg.

	Latest Closing	% change from Previous Day	% change from 01-Jan-19
US Dow Jones Ind Avg	26,378.19	1.43	13.08
US NASDAQ	8,039.16	2.24	21.16
US S&P 500	2,938.09	1.88	17.20
UK FTSE 100	7,285.90	1.21	8.29
EURO STOXX 50	3,375.38	1.98	12.46
Japan NIKKEI 225	20,593.35	0.37	2.89
Bangladesh DSEX	5,187.20	0.00	-3.68
PRC Shanghai Comp.	2,794.55	0.93	12.06
Hong Kong, China HSI	26,120.77	0.48	1.06
India BSE Sensex	37,327.36	1.74	2.96
Indonesia JCI	6,274.67	1.14	1.29
Korea, Rep. of KOSPI	1,920.61	0.57	-5.90
Malaysia KLCI	1,616.02	0.71	-4.41
Pakistan KSE 100	29,737.98	-1.78	-21.73
Philippines PSEi	7,914.16	-0.04	6.00
Singapore STI	3,168.94	-0.49	3.26
Sri Lanka CSEALL	5,878.26	-0.19	-2.88
Taipei, China TWSE	10,494.49	1.04	7.89
Thailand SET	1,665.12	-0.26	6.47
Viet Nam VNINDEX	975.24	0.96	9.27



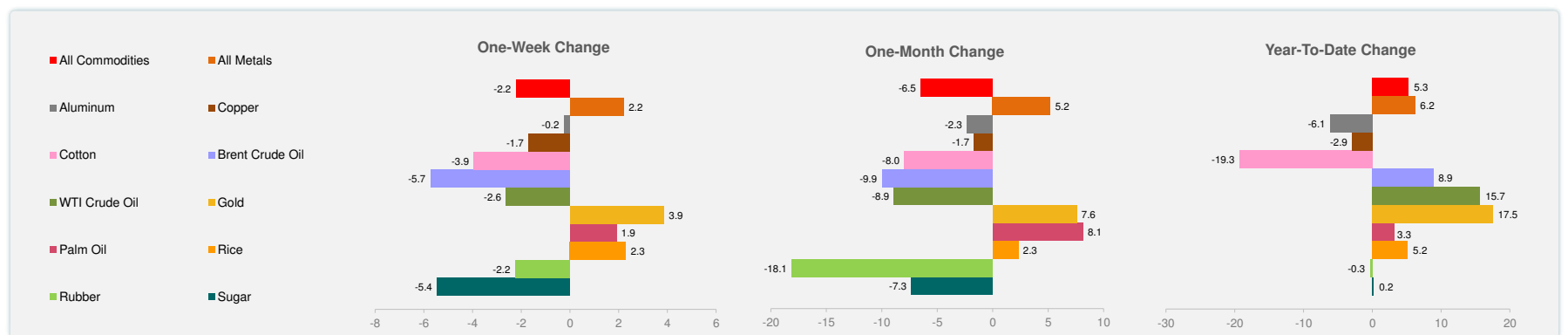
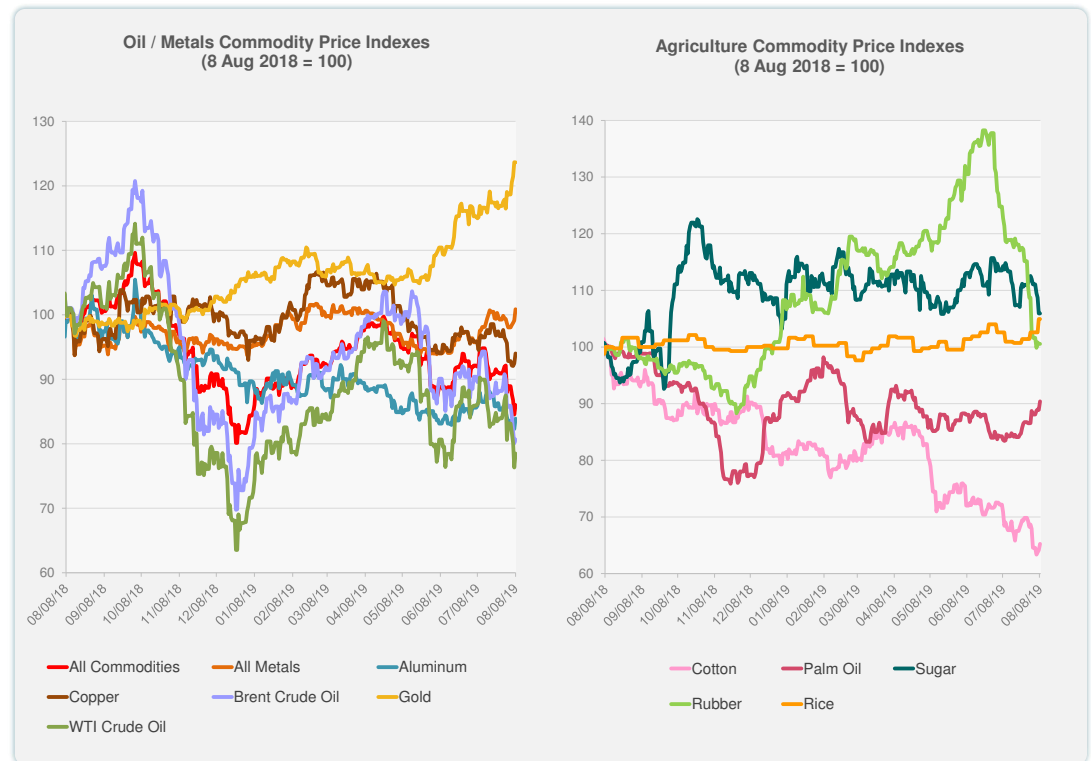
Source: Bloomberg.



Source: Bloomberg.

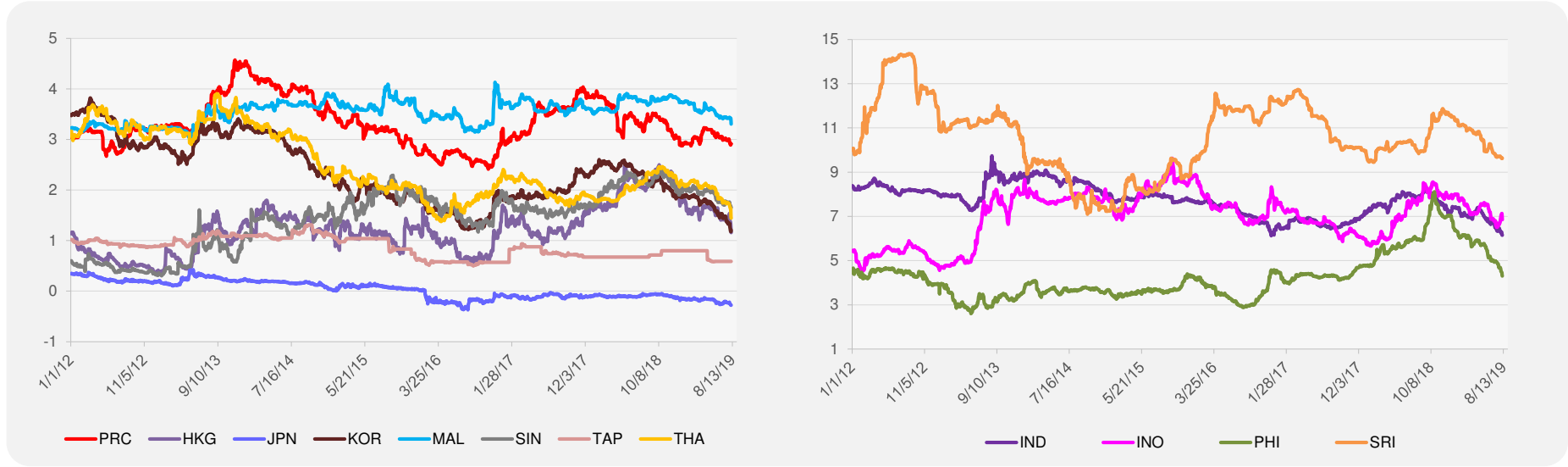
	Unit	Latest Closing	% change from Previous Day	% change from 01-Jan-19
S&P All Commodities	US\$	394.25	1.75	5.32
S&P All Metals	US\$	216.98	1.76	6.24
Aluminum	US\$/metric ton	1,748.75	1.97	-6.12
Copper	US\$/metric ton	5,775.75	1.69	-2.91
Cotton	US cents/lb	56.04	1.74	-19.31
Brent Crude Oil	US\$/barrel	57.51	0.75	8.88
WTI Crude Oil	US\$/barrel	52.54	2.84	15.70
Gold	US\$/troy oz	1,500.96	-0.02	17.53
Palm Oil	US\$/metric tonne	487.87	1.68	3.28
Rice ¹	US\$/metric ton	446.00	0.00	5.19
Rubber ²	US\$/kg	148.00	0.00	-0.34
Sugar	US cents/lb	12.15	0.00	0.25

¹ Latest closing price from 7 August 2019.
² Singapore Exchange, Ribbed Smoked Sheet Rubber.

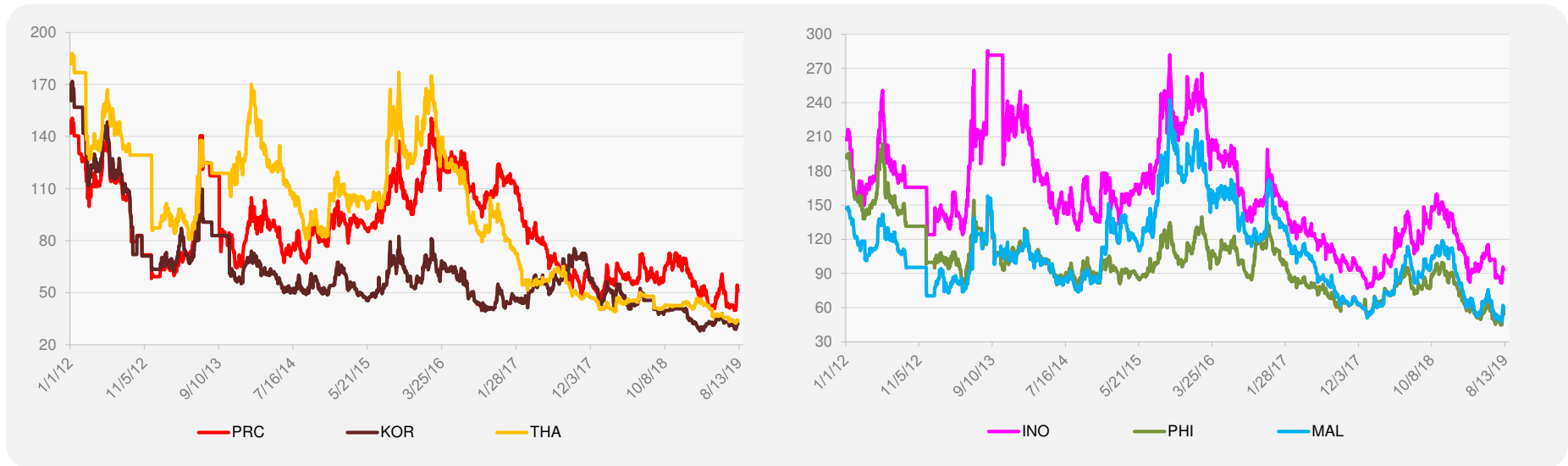


Source: Bloomberg.

5-YEAR LOCAL CURRENCY GOVERNMENT BOND YIELDS (%)



5-YEAR CREDIT DEFAULT SWAP¹



¹ In USD and based on sovereign bonds.
Source: Bloomberg.